

XOOM™ IN IP40

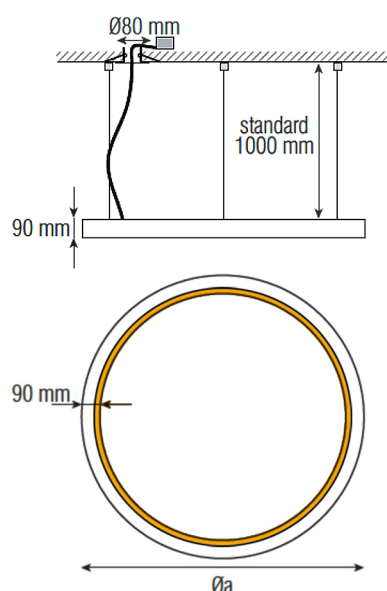


XOOM-IN is a circular luminaire with an aerial design floating in time and space. The light shines inward its ring shape and floods its surrounding with a unique play of light.

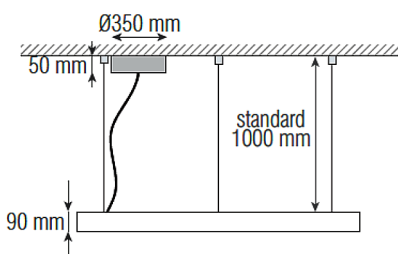
XOOM-IN accentuates architecture by its unique combination of light and shadow without pushing into the foreground. Although XOOM-IN tries to trap the light inside its core, an unmistakable light distribution immerse the room and creates a unique perception of light.

Mounting types & dimensions

R Recessed canopy

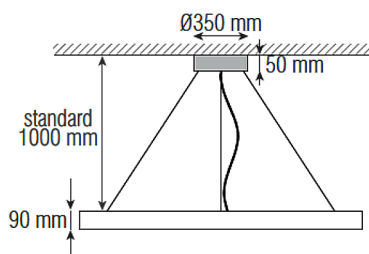


C Ceiling mounted canopy



No additional mounting accessory needed. Luminaire comes with power supply and DALI. Pendant ropes are 1.5 m standard, special lengths on request

S Ceiling mounted canopy with suspension



Electrical & output data

Voltage	24 Volt (23 V _{min} , 25 V _{max})	
Temperature ²	T _{c_min} = -25°C, T _{c_max} = 60°C	
Storage temperature	T _{s_min} = -30°C, T _{s_max} = 85°C	
Ambient temperature	T _{a_min} = -25°C, T _{a_max} = 4°C	
CRI	up to 85	
R9	up to 25	

XOOM-IN	ø 1000 mm	ø 1400 mm
Power (W) ¹	96	135
Efficacy (lm/W) ¹	80	80

Tape color temperature		Total luminaire lumen output (lm) ¹	
● W825	2500 K	6300	8820
● W827	2700 K	6680	9350
● W835	3500 K	7090	9920
● W840	4000 K	7610	10660

Tj Away®
LED LINEAR™ TECHNOLOGY

ONE BIN ONLY

L90/B10
> 60.000 h

Lifetime

Wx27/
339

Photometric
code

LM 79
LM 79 compliant

LM 80
LM 80 compliant

Protection against
granular objects
> 0.034" / 1 mm

¹ The given data are typical values. Due to tolerances of the production process and the electrical components, values for light output and electrical power can vary up to 10%.

² The T_c-point should be measured in thermal equilibrium according to IEC EN 60598-1.

Order code

Your order code	XOOM IN	W8__	____	_	_	_	C	IP40
Order code example	XOOM IN	W830	1400	B	C	E	C	IP40

Color temperature

2500 K	25
2700 K	27
3000 K	30
4000 K	40

Diameter

1000 mm	1000
1400 mm	1400

Profile color (powder coating)

Silver	S
Black	B
White	W

Mounting option

Recessed canopy	R
Ceiling mounted canopy	C
Ceiling mounted canopy with suspension	S

Supply voltage

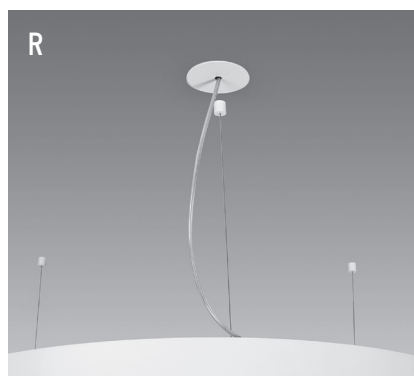
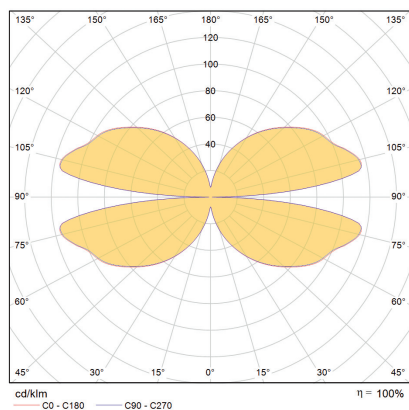
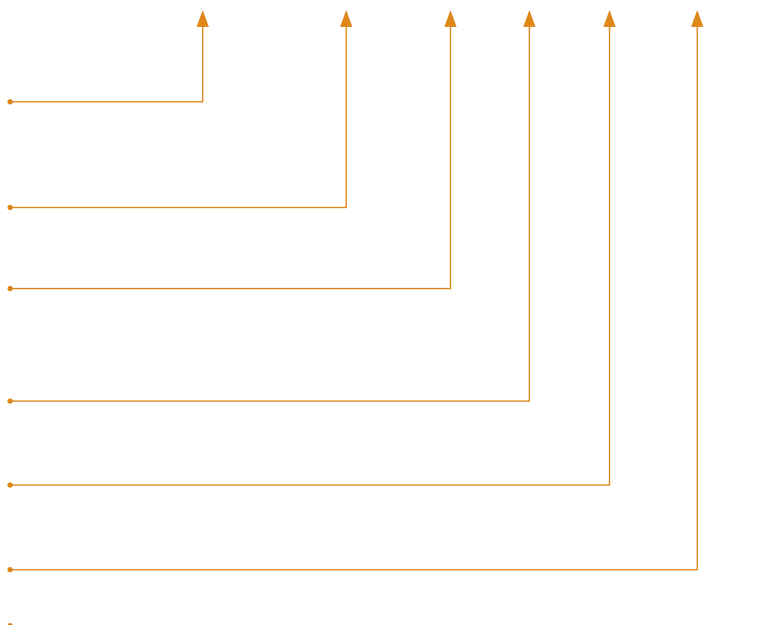
220 - 240 VAC	E
110 - 270 VAC	W

Control option

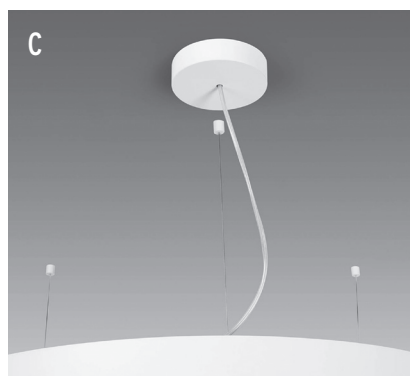
DALI (Standard)	C
-----------------------	---

Ingress protection


IP40	IP40
------------	------



Canopy for recessed installation.
3 suspension points.



Canopy for ceiling installation.
3 suspension points.



Canopy for ceiling installation,
suspension integrated.